



THE COLLEGE OF
OPTOMETRISTS

Stage Two

Overarching case scenario 67

AGE AND GENDER Male Aged 53 years

ETHNIC BACKGROUND Caucasian

OCCUPATION AND HOBBIES Fork lift truck driver. Hobbies: reading, DIY, watching football

PRESENTING SYMPTOMS AND HISTORY Sent by employer for examination: only wants safety spectacles for near vision (reading delivery sheets). One eye patched as a child – not sure which. Using ready readers currently: no distance Rx. Occasionally gets “dust in eyes” at work – has attended hospital on 2 occasions, but not detained. Thinks it happened again last week because LE has been a bit irritable for last few days.

GENERAL HEALTH AND MEDICATION No current medications

PRESENT Rx Had spectacles at school, but seldom wore them. Ready readers CR39 R +2.50 L +2.50

READS R N5 L N12 with Rx

VISION	Distance	R 6/9 + 2	L6/60
	Near	R N18 at 40cm	LN48 at 40cm

REFRACTION	R+0.75/-1.50x90	L+4.50/-5.75x90
	Add +2.00	Add +2.00

VA Distance	R 6/5	L6/12-2 Pinhole 6/12
	Near	RN4.5 at 40cm

ACCOMMODATION	R2.0	L2.0
----------------------	------	------

BINOCULAR STATUS Distance cover test with Rx small exophoria. Near cover test with Rx 6Δ exophoria, good recovery. Near Mallett suppresses LE Stereopsis 200 sec arc (Wirt rings)

MOTILITY full, no diplopia

CONVERGENCE NPC = 15cms

PUPIL REACTIONS Pupils small. Direct consensual and near reflexes present. No RAPD

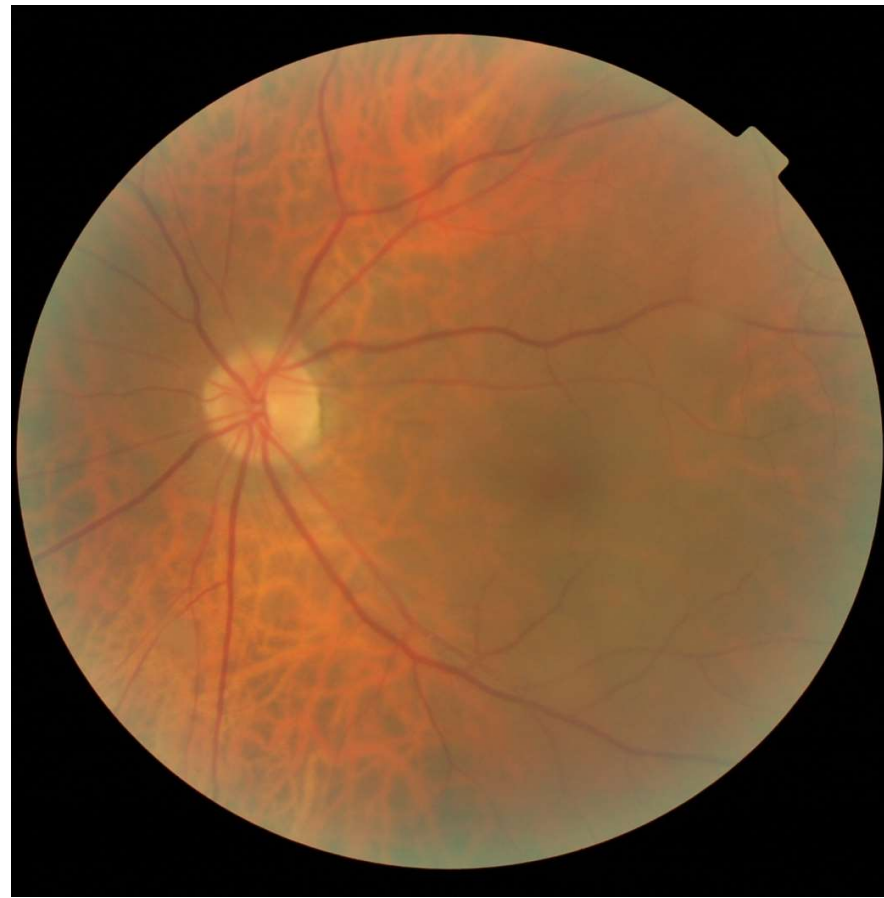
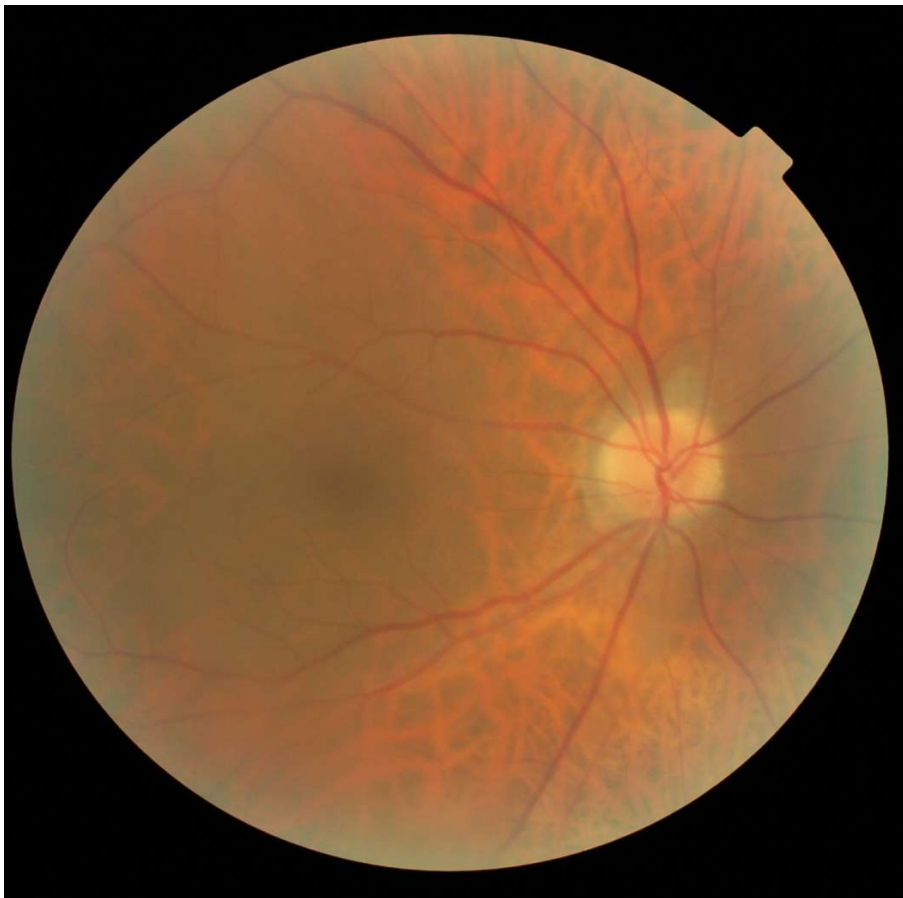
FUNDUS EXAMINATION See attached

FIELDS Normal

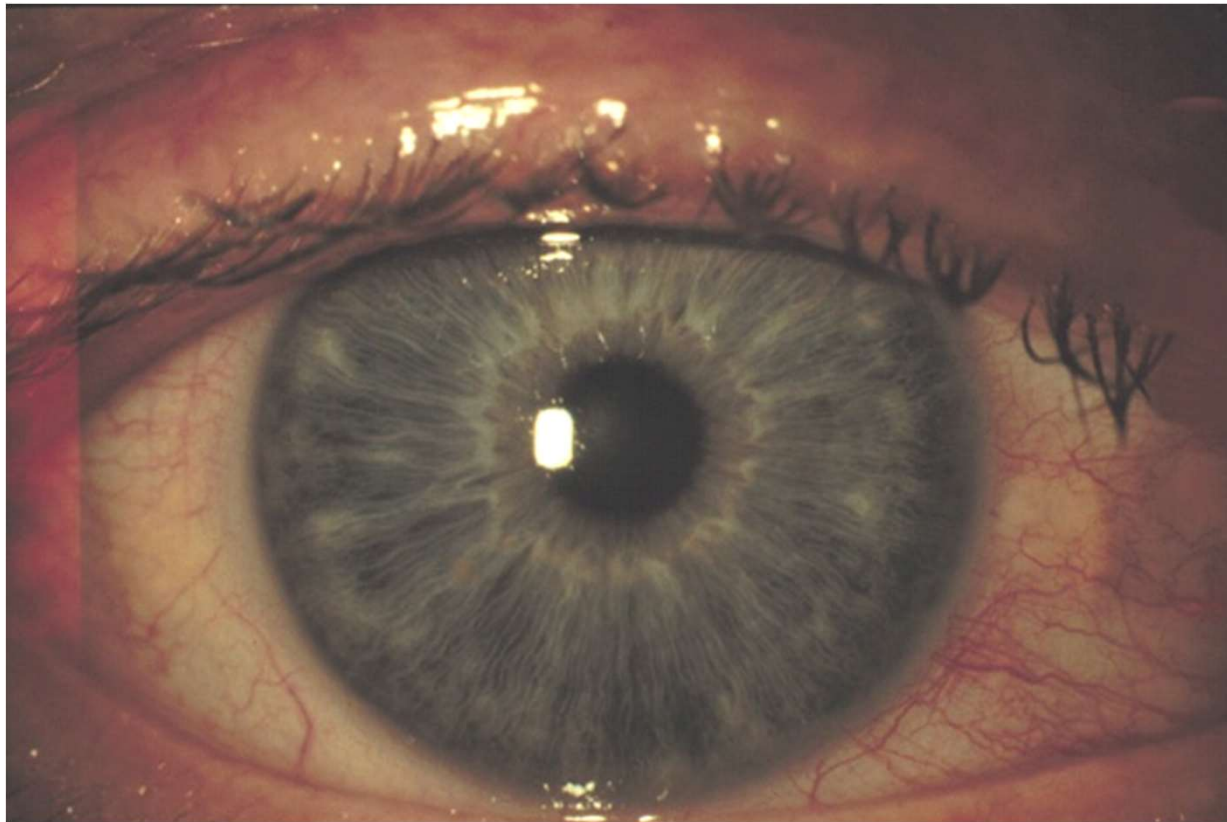
IOP	R16	L18	Canon NCT at 3.00pm
			R67

EXTERNAL EYE EXAMINATION See attached

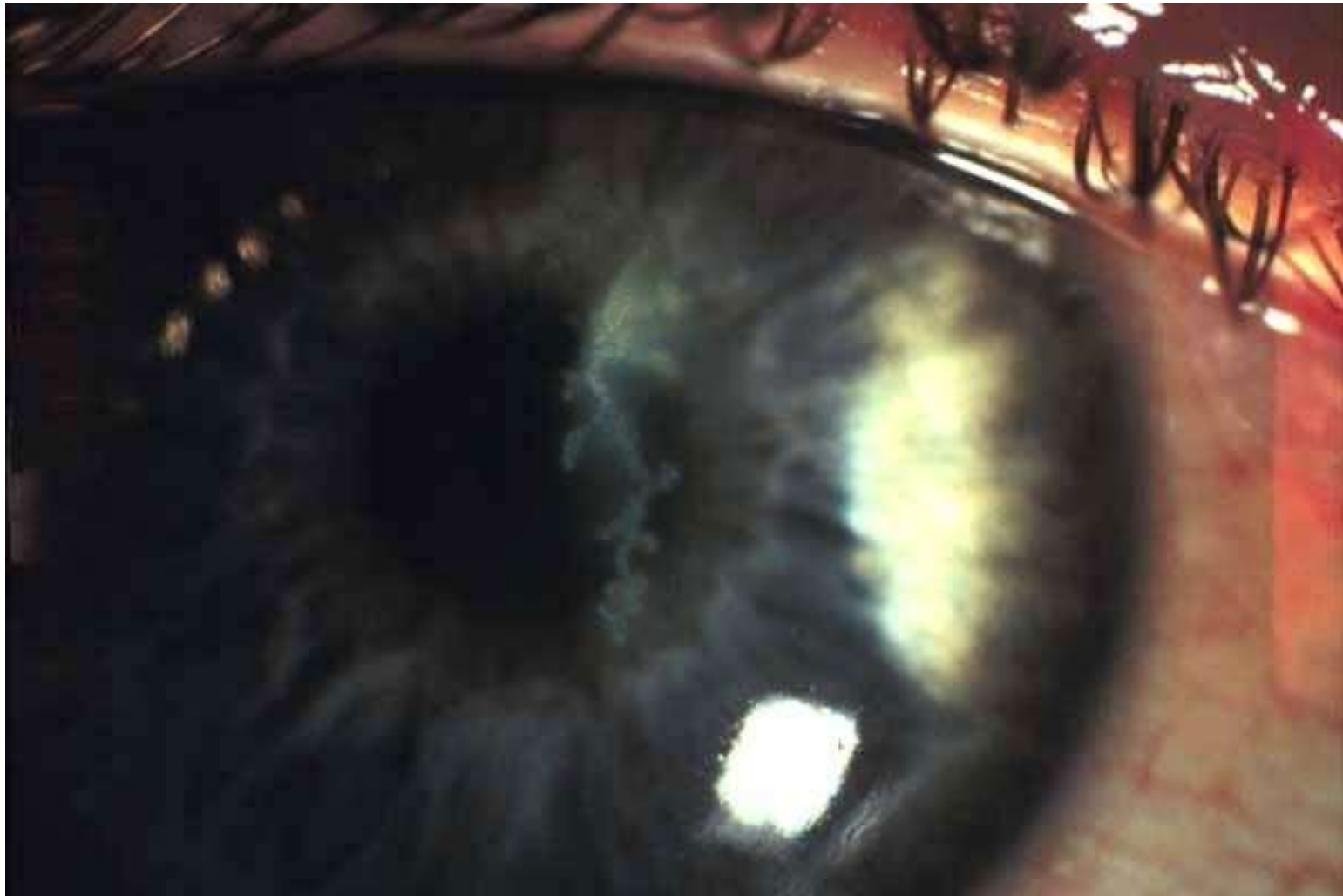
Fundus Images



External Eye RE



External Eye LE



Slit lamp (with fluorescein) LE

